



Annapolis Quilt Guild, Inc.

# PIECEMAKER

National Quilting Association Chapter #229

[www.annapolisquiltguild.org](http://www.annapolisquiltguild.org)

September 2011

## President's Corner

Summer is winding down and the kids are getting ready to go back to school. I hope everyone is looking forward to some of the outstanding speakers we have lined up for this Guild year.

Between handing out membership books and catching up with friends, the September meeting is going to be a busy one. Here are a few pointers to get everything off to a solid start:

- Plan on coming a few minutes early.
- As quickly/orderly as possible pick up your membership books and card. We will be including two books of raffle tickets with your membership books again this year (a total of \$10). These are for your purchase, or you can sell them to friends or neighbors for the Guild.
- Sign up for Show & Tell; we will have a sign-up sheet available.
- Grab a seat as soon as possible so we can get under way.

As many of you know, August has been a tough month for the Guild. We lost our secretary, Pat Espenshade unexpectedly. I met her son and daughter-in-law and two of her grandsons. With settling her condo and two six-month-olds, they've decided not to hold a public memorial. They did mention that they would be offering some of her fabric and craft items to her quilting friends once they get more organized. Her son had a special request. Pat had been planning baby quilts for the twins and wanted to know if anyone in the guild knew what she was planning. I didn't hear any definite plans the last time we spoke. Does anyone else have an idea? I volunteered to make a couple of baby quilts with some of her fabric so the boys would have something to remember her by.

Carolyn Head lost her husband and Pat Estes' husband was in ICU. My heart and prayers go out to them. Years in the guild have proven that

## In this issue:

President's Corner.....	1
Bee Business.....	2
Calendar.....	2
Events.....	3
Membership News.....	3
Fall Retreat.....	4-5
Treasurer's Report .....	6
Quilts for Kids.....	6
New Workshop.....	7-8
New England Quilt Museum.....	8
Block of the Month.....	9

quilters are wonderful people. I know I've benefited from shared experiences. If I or my family was going through a crisis, there was someone in the guild who had been there and had a kind word or two. Or sometimes it was just a willingness to listen. I encourage you to reach out to guild members new and old who are going through a rough patch. If you aren't comfortable sending a "healing heart," pick up the phone and give them a call. Or drop a note in the mail.

— *Carol-Sue McPharvey*

Help is needed to prepare for

**Quilts by the Bay**  
**2012**

Think about volunteering and joining the fun!

Call Jackie Barnes at (410) 544-5170  
or Kelly Dunahoo at (410) 952-4334

## Open Bees

(All are welcome to join)



**Material Girls Bee** is an open bee. We welcome new members at any time. We generally meet at the Severna Park Library on Mondays from 9:30-4. From time to time, we do a bee project but most often the meeting is "sit and sew." The meeting dates for the rest of 2011 are 9/2, 9/19, 10/3, 10/24, 11/7, 11/21, 12/5 and 12/19. For more information, call Helen Hamerstrom at (410) 647-1720.

**The Quilt Book Study Group** is an open bee which studies one quilting book at a time, doing the exercises or making the project. At our Sept 16th meeting we will finish the layout of our shell quilt project from the Velda Newman book, decide on our next book and discuss the days we want to meet in 2012. We have already tentatively chosen *Nine Patch Pizzazz* as our next book. We meet at the Severna Park Library, generally from 9:30-4 and we welcome new members at any time. The meeting dates for the rest of 2011 are 9/16, 9/30, 10/4, 10/28, 11/18, 12/2. For more info, call Helen Hamerstrom at (410) 647-1720.

**The Fabric Hogs** meet at the Edgewater Police Station at 7:00 on the 3<sup>rd</sup> Monday of the month. The next meeting is on September 19<sup>th</sup>. For info call Linda Meekins at (410) 867-0432. [twomeekins@verizon.net](mailto:twomeekins@verizon.net)

**The Huntingtown Hive** – This bee meets in Prince Frederick on the second and fourth weekends of the month at Linda Murphy's house at 2384 Sixes Road, Prince Frederick, MD 20678. See more information and directions on p. 6 of January's newsletter or call Linda at 410-414-3118 or 443-532-1970.

**The Three-Inch Bee** is a bee that is concentrating on miniatures. The group meets at the Severna Park Library usually on the third Thursday evening of the month from 6:30 - 8:45. The next meeting is on September 15<sup>th</sup>. Contact Kelley Cunningham if you're interested in joining. Email: [Kelley@sunporchquilts.com](mailto:Kelley@sunporchquilts.com).

**The Laurel UFO Bee** meets at the Horizon Square Community Room in Laurel on the 2nd Thursday of each month. Bring your unfinished projects to this open group! Meetings are from 6:30 until 9:00pm. Contact CC Flowe if you're interested in joining. 301-604-4241.

**The Queen Bees**—This bee meets on the Eastern Shore on the third Tuesday of month at St. Christopher's Church in Chester, MD on Kent Island from 6:30 to 9:00. The next meeting is on September 20<sup>th</sup>. For information and directions, please call Terri Flaherty at 443-239-2532 or Lis Cockey at 410 827-5738.

## CALENDAR



**September 12 - Workshop with Susan Cleveland**, 9:30 a.m. to 4:30 p.m., Severna Park Community Center.

**September 12 Guild Meeting**, 7:00 p.m., Knights of Columbus Hall, Edgewater. Guest speaker Susan Cleveland

**September 26 - AQG Board meeting**, 7:00 p.m., West County Library, 1325 Annapolis Road, Odenton

**October 3 - Workshop with Sue Spargo**, 9:30 a.m. to 4:30 p.m., Severna Park Community Center.

**October 3 - Guild Meeting**, 7:00 p.m., Knights of Columbus Hall, Edgewater. Guest speaker Sue Spargo

**October 20-23 - Fall Retreat**, West River United Methodist Center, West River, MD



**October 31 - AQG Board meeting**, 7:00 p.m., West County Library, 1325 Annapolis Road, Odenton

### Looking for new members...

The Bag Ladies Bee is searching for new members. The group meets every two weeks on Wednesday evening at members' homes. Most members are located in the Severna Park, Millersville, Arnold and Cape St. Clair vicinity.

To join the group or to learn more, please contact Rhoda Campbell at (410) 647-6317.

### Got Bee Business? Questions? Info? Ideas?

Contact Cindy Seery, Beekeeper  
[quiltmac@comcast.net](mailto:quiltmac@comcast.net)  
 (410) 703-8310



*IN MEMORIAM*  
**PATRICIA ANN ESPENSHADE**

On July 28, 2011, Patricia Ann Espenshade, loving mother of Michael Espenshade and wife, Debra, Mark Espenshade, Daniel Espenshade and wife, Cynthia and John Espenshade. She is also survived by her beloved grandchildren, Kyle, Alex, Brooke and Blake; her siblings, Lester, Janet, Richard and Douglas; and a host of loving family and friends.

***From the Events Chair***

It's almost September and that means that the Salvation Army bears and the new Guild challenge are on the way. I hope that you all will support our bear project as beautifully as you did last year.

For those new members, let me explain that the Salvation Army provides stuffed bears for us in September. We dress the bears and make a bear-sized or child-sized quilt to go with the bear. At the December holiday party, we will collect, display, and admire all the bears and then present them to the Salvation Army which gives them out to children at Christmas.



As for the Guild challenge, well, you'll have to wait until the September meeting to find out more...

*—Debbie Pack*

***Membership News and Notes***

Membership books and cards will be given out at the September meeting. Inside the membership book will be 12 raffle quilt tickets, which sell for \$10. Each member has been asked to sell 12 tickets, and this is the quickest way to distribute them to you. You may either buy them yourself or sell them. Turn the money in to the treasurer, Marybeth Evers.

Re-registration is necessary to keep your 10%-off Jo-Ann's discount card. It expires at the end of August. You do not have to have your guild membership card to register. Follow these steps to renew your card online:

1. Go to [www.joann.com](http://www.joann.com).
2. Click on the green bar at the bottom of the page that says, "Be a Jo-Ann VIP."
3. Click "Enroll Now."
4. Fill out the requested information.

The wait time for the card is 4 to 6 weeks.

*—Laura Hack*

**New Members**

Christi Granger  
Marie Mahaney  
Polly Schatz

***Be sure to welcome our new members at the next meeting! A revised list of members is posted on the web on the Members page.***

**Help Wanted:**

The Annapolis Quilt Guild is still searching for members who would like to become more involved, make new friends, and support our ongoing mission. Specifically, we need to fill the following positions to make the 2011-12 quilt year run smoothly. Please consider donating your time and energies—the Guild's success depends on its members.

Secretary  
Technology Coordinator

If you are willing to help in any of these areas, please contact Carol-Sue McIlhargey at (410) 963-8377.

# AQG Fall Retreat 2011



**Coordinators** Mary Matton (410-956-4815) and Carolyn Dixson 410-721-1355  
2542 Vale Court, Davidsonville, MD 21035

**When** Thursday, Oct 20 – Sunday, Oct.23  
or  
Friday, Oct. 21 – Sunday Oct. 23

**Where** West River United Methodist Center  
5100 Chalk Point Road  
West River, MD 20778

**Cost** \$136 for two nights and 5 meals in dining hall  
\$209 for three nights and 8 meals in dining hall



**CANCELLATION DEADLINE – OCTOBER 10 – NO REFUNDS AFTER THAT DATE!**

## WHAT TO BRING:

Dinner for first night (or plan to go out)—dinner is not provided by retreat center on the first night.

Fan/Flashlight/earplugs.

Snack to share for goodies table (Bring cover or chip clip to keep things fresh and clean.)

Linens—Bath towels, twin sheets, pillow with case, quilt

Toiletries—Bath soap, shampoo, medications, etc.

Iron, ironing board to share

(Optional) Brown bag gift tied with red ribbon (a quilting-related gift you would like to receive valued at \$20.00) for the Friday night Thief Game if you want to participate

Heavy-duty power strip and extension cord

Non-alcoholic drinks (coffee and tea provided)

Weather-appropriate clothing, pj's, etc

Projects to work on, design wall

Sewing machine, supplies, cutting board, light, rotary cutter

Anything else you might need in order to have fun sewing all weekend!

**RETREAT BLOCK:** Bring jewel tone batiks in medium to dark values—no pastels. A medium and dark will be required for each block. A drawing for the completed blocks will be held Sunday morning.

**There are 35 spaces available at the camp.** Send the registration form on the next page with your check to Carolyn Dixson to reserve your space. Reservations will be held when check is received. Make check payable to **Annapolis Quilt Guild**. Non-members will only be included on a waiting list. If spaces remain as of the cancellation date, October 10<sup>th</sup>, non-members may attend the retreat.

**Registration form for the fall retreat is on Page 7.**



## 2011 Fall Retreat Registration Form

Name \_\_\_\_\_ Phone \_\_\_\_\_

Email address: \_\_\_\_\_

AQG Member? Yes No (please circle)

Bunk Preference: top \_\_\_\_\_ bottom \_\_\_\_\_ no preference \_\_\_\_\_

Roommate preference(s) \_\_\_\_\_

Dietary concerns: \_\_\_\_\_

2 nights/5 meal (\$136): \_\_\_\_\_ or 3 nights/8 meals (\$209): \_\_\_\_\_

I will bring a Big Board to share \_\_\_\_\_

I will bring an ironing board to share \_\_\_\_\_

I would sign up if a massage were available on Saturday: YES \_\_\_\_\_ NO \_\_\_\_\_ MAYBE \_\_\_\_\_

Other concerns/comments:

Return form with your check to:

Carolyn Dixson  
2542 Vale Court  
Davidsonville, MD 21035



### **From the Sunshine Lady.....**

I'm spreading sunshine by sending out cards to anyone in the Guild who has been sick or has had a loss in the family. Please call me (before 9 p.m. please) if you know of someone in this situation. Or email me (with "AQG" in the subject line please).

It is our custom to send out heart blocks. Directions for making the blocks can be found in our Membership Directory.

—*Diane Sullivan*  
410-674-8863  
abigail1862@yahoo.com

### **Reminders for September**

- Bring your completed summer projects to the September meeting for Show & Tell.
- Pick up your membership booklet.
- Sign up to help with the 2012 quilt show.
- Complete your Block of the Month.
- Sign up for the Fall Retreat or the November workshop.
- Start working on your salvation Army bear and coordinating quilt.



The spreadsheet below reflects the budget results for our quilt year which ended June 30, 2011.

Actual income exceeded budgeted income. The increase can be attributed to an outstanding quilt show, donations from estate sales and an increase in membership. In addition, without members purchasing at least \$10 worth of quilt raffle tickets, our raffle quilt income would have been approximately \$2,000 less. Miscellaneous income was income received from the 2010 quilt show.

Our operating expenses (listed as membership expenses) outpaced membership dues. In addition, the trend of workshops losing money is continuing.




Your new treasurer's is Marybeth Evers. Her e-mail, telephone number, and address are in the membership directory.

I appreciate your support this year.

—*Rose M. Cantrell*

Past Treasurer

	Budget Income	Actual Income	Budget Expense	Actual Expense	Profit/Loss
2010 Quilt Show	\$ 20,470	\$ 23,475	\$ 10,575	\$ 12,102	\$ 11,373
Membership	\$ 7,000	\$ 8,764	\$ 16,245	\$ 13,808	\$ (5,044)
Workshops	\$ 4,500	\$ 5,764	\$ 5,550	\$ 7,160	\$ (1,396)
Saleables (Pins)	\$ -	\$ 775	\$ -	\$ 353	\$ 422
Retreat	\$ 12,300	\$ 12,404	\$ 12,800	\$ 12,797	\$ (393)
Fabric Frenzy	\$ 1,640	\$ 2,280	\$ 1,640	\$ 1,622	\$ 658
Raffle Quilt 2010	\$ 4,300	\$ 4,836	\$ 600	\$ 1,356	\$ 3,480
Misc. Income	\$ -	\$ 818	\$ -	\$ 1,810	\$ (992)
Donations	\$ -	\$ 5,032	\$ -	\$ 3,611	\$ 1,421
<b>Total</b>	<b>\$ 50,210</b>	<b>\$ 64,148</b>	<b>\$ 47,410</b>	<b>\$ 54,619</b>	<b>\$ 9,529</b>



**Quilts  
for  
Kids**

**MISSION STATEMENT:** Transforming discontinued, unwanted and other fabrics into patchwork quilts that comfort children with life-threatening illnesses and children of abuse

Our local **Quilts for Kids** chapter volunteers to make children's quilts using either donated fabric or fabric from their personal stashes. Our chapter is flexible – you can either donate a completed quilt, or join the group that meets to sew together at Bay Area Community Church, 884 Chesterfield Rd, Annapolis, MD 21401 on the 3rd Monday of the month (10:00 a.m. to 1:00 p.m.) Bring your machine and supplies. There is fabric available to choose from or you can supply your own. For questions about sewing at Bay Area, contact Carla Rouse at [comicquilter@writeme.com](mailto:comicquilter@writeme.com).

Please machine-sew and machine-quilt your donated quilts so they can hold up to all the washings they go through at the hospitals. Quilt sizes can vary from infant to teen. Consider a teen-sized quilt...they are often overlooked! The national **Quilts for Kids** asks that each donated quilt have one of their identifying tags. Tags cost .25 cents each. Return your finished quilt to the next guild meeting and we will deliver to a local hospital. Contact Carolyn Sabisch at [carolyn.bakes@gmail.com](mailto:carolyn.bakes@gmail.com).



## November with Sandy Klop

### Workshop

Cost of workshop: \$40.00

Monday, November 7, 2011, 9:30 a.m.-4:30 p.m.

Severna Park Community Center



Sandy Klop was first exposed to the world of colorful patterns while watching brightly-costumed Klompen dancers perform in her hometown of Holland, Michigan, at tulip time. She first encountered quilting in 1979 when she returned from teaching in Iran. She taught art in Saudi Arabia for the next four years. She loved the rich colors and patterns in the tiles and carpets of the Middle East. Back in California, Sandy began to make pattern samples for a local quilt store. From there she moved to machine quilting. She has worked at a local quilt shop and taught many quilt classes. In 2000 she published a series of quilt books with Jan Patek under the series title *Folk Art Favorites* before venturing out on her own as American Jane Patterns. Her website is <http://americanjane.com/>

Workshop participants may choose between two projects:



“Three blocks, Three French Hens” is from Sandy's book *A Baker's Dozen: 13 Kitchen Quilts from American Jane*, which should be purchased from the web site prior to class if this option is chosen. Sandy may have a kit for this quilt for approximately \$70, but you can also use scraps from your stash. The Klops have donated a copy of the book *A Baker's Dozen* to the guild for preview at the September meeting.



The other project is the pattern for the quilt “Party in the Hen House,” for which kits are available on the Internet; however, it can be a scrappy quilt. Patterns at \$9.00 each will be available for sale at the guild meetings in September and October.

The registration form for this workshop appears on Page 8.



## AQG 2011-12 Workshop Registration

Workshop: Sandy Klop, Monday, November 7, 2011, 9:30 a.m.-4:30 p.m., \$40.00

NAME: \_\_\_\_\_

ADDRESS: \_\_\_\_\_

PHONE: \_\_\_\_\_ EMAIL: \_\_\_\_\_

I accept the AQG Workshop Policies \_\_\_\_\_

SIGNED: \_\_\_\_\_

Please note: Your registration is not complete until fee is received.

**Mail this form and your check for \$40.00 to:**

Barbara Valentich  
5022 Berwyn Road  
College Park, MD 20740

Important Notice: The September and October workshops are full. If you are still interested in registering, contact Barbara Valentich to be placed on the waiting list.

### New England Quilt Museum

## *Leaf-Peeping in New England This Fall?*



In gratitude for a donation from the Annapolis Quilt Guild, the New England Quilt Museum has made available twenty free passes, as announced in the Summer 2011 newsletter. If you are planning to head north for fall foliage season, this small museum in Lowell, Massachusetts, is well worth a side trip.

From now until October 16, the Museum is showcasing a special exhibit, *Maine's Quilt Heritage: Quilts from the Maine Quilt Documentation Project*. This is a rare opportunity to view

beautiful and historic quilts dating from as early as 1804. Quilts tell stories of the people who make them and use them, and speak to us of the times in which the maker lived. These very special quilts reflect the unique and rugged history of the Pine Tree State.

The quilt shown at right is the Maine Floral Appliqué Quilt from the New England Quilt Museum Permanent Collection.

For more information about the show and directions to the Museum, see [www.nequiltmuseum.org](http://www.nequiltmuseum.org)





## October Block of the Month JACK-IN-THE-BOX

### Cutting Directions:

Blue – cut 4 at  $1\frac{1}{2} \times 4$ "

Background (white) - cut 16 at  $2\frac{1}{4} \times 2\frac{1}{4}$ "; cut 1 at  $1\frac{1}{2} \times 1\frac{1}{2}$ "


Red – cut 8 at  $2\frac{1}{4} \times 4$ "

The block has 4 flying geese units and 4 diagonal band units

Directions: Draw a line on the reverse of all 16 background squares corner to corner (stitching line).

Flying geese units (make 4): Place background square on left side of red rectangle (right sides together), stitching line from lower left to center. Stitch. Cut off corner leaving a  $\frac{1}{4}$ " seam allowance and press towards background. Place second background square on right side of red rectangle (right sides together), stitching line from lower right to center. Stitch. Cut off corner leaving a  $\frac{1}{4}$ " seam allowance and press towards background. Patch should measure  $4" \times 2\frac{1}{4}"$ . Repeat to make a total of 4 Flying Geese units.

Diagonal band unit (make 4): Place background square on left side of red rectangle (right sides together), stitching line from center to upper left. Stitch. Cut off corner leaving a  $\frac{1}{4}$ " seam allowance and press towards background. Place second background square on right side of red rectangle (right sides together), stitching line from lower right to center. Stitch. Cut off corner leaving a  $\frac{1}{4}$ " seam allowance and press towards background. Each piece should measure  $4" \times 2\frac{1}{4}"$ .



Assemble units as pictured. Block should measure  $8\frac{1}{2}' \times 8\frac{1}{2}"$  before adding spiky borders. Add spiky borders on two adjacent sides. For more information about this, see the January 2011 newsletter.


The Jack-in-the-Box block is due at the October meeting. There are TWO blocks due at the September meeting; see the June and Summer newsletters for directions and patterns.

Editor's Note: There are numerous Flying Geese tutorials and videos on the internet if you have time and inclination.

Important Notes: The pattern for the four-inch "Bear Claw" edge sections may be found in the January newsletter, online at <http://www.annapolisquiltguild.org/Documents/Newsletters/January2011.pdf>.

**Be sure to measure the printed pattern to check that your printer is printing to scale; if not, adjust as necessary.**

Annapolis Quilt Guild, Inc.  
PO Box 4278  
Annapolis, MD 21403-6278



Please send submissions to the

## PIECEMAKER

by regular mail or email to

Eileen Mattingly  
12318 Madeley Lane  
Bowie, MD 20715  
eileenmattingly@yahoo.com

Deadline for the October 2011 issue is  
**September 15th**

### Annapolis Quilt Guild Officers, 2011-2012

**President** Carol-Sue McIlhargey

**Vice President** Robin Gilliam

**Secretary**

**Treasurer** Marybeth Evers

**Programs** Barbara Valentich, Carla Rouse

**Newsletter Editor** Eileen Mattingly

**Events** Deborah Pack

**Membership** Laura Hack

**Senior Advisor** Diana Dunaway

**Quilt Show** Jackie Barnes, Kelly Dunahoo

### Committee Chairs

**Beekeeper** Cindy Seery

**Charity Projects** Rose Cantrell

**Historian** Dolores Burgess

**Librarian** Vickie Ward & Miki Burgnon

**Publicity** Gloria Rund

**Raffle Quilt Wrangler** Diana Pardoe, Capital Vac and Sew

**Saleables** Rose Cantrell

**Sunshine/Telephone Tree** Diane Sullivan

**Technology**

**Webmaster** Shelly Duncan